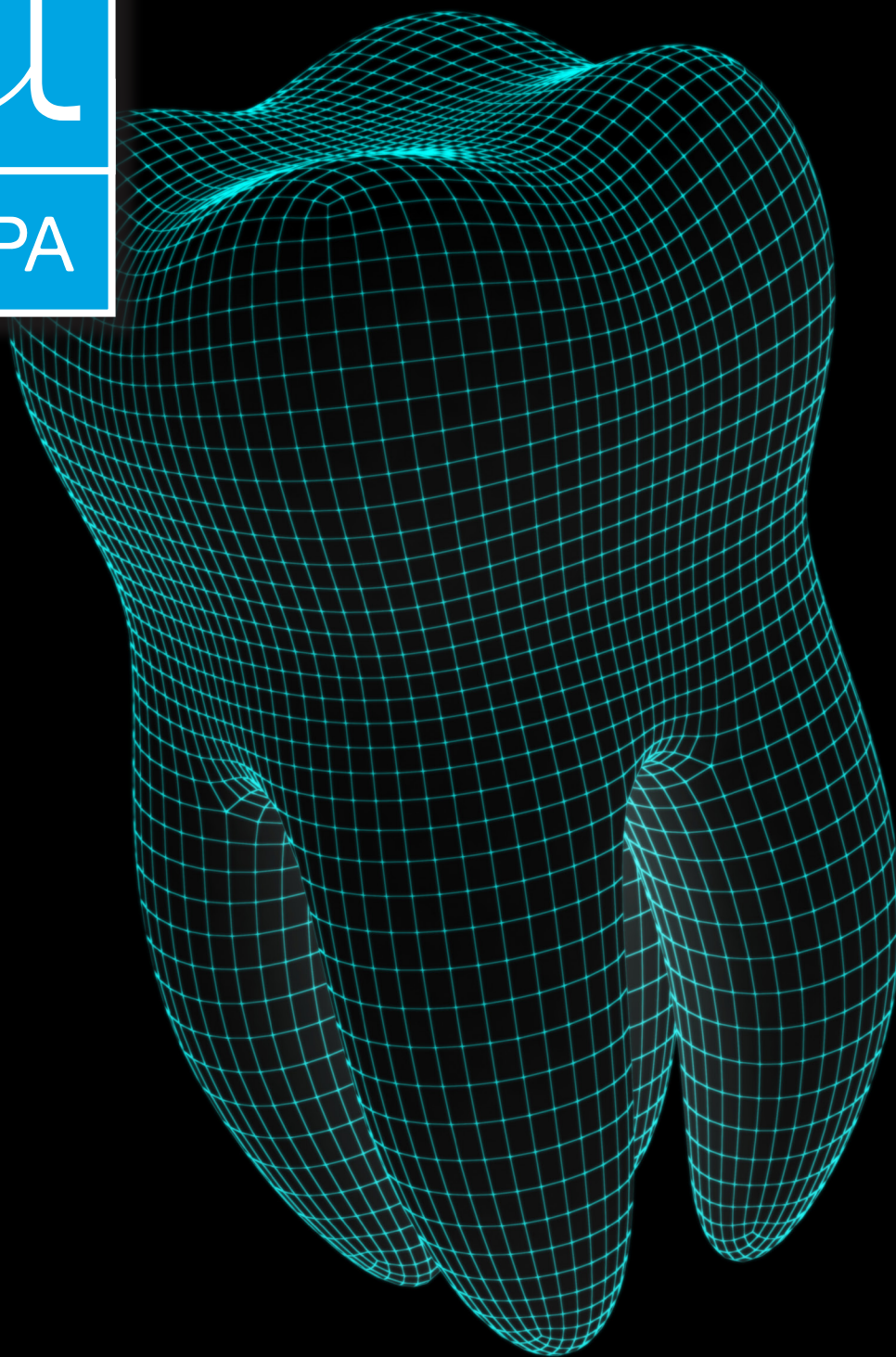


INSIDE PA

VOLUME 5
ISSUE 2

SUMMER 2014



THE DIGITAL ISSUE

How Digital Technology Is Changing The Face Of Dentistry

Publishers' Message



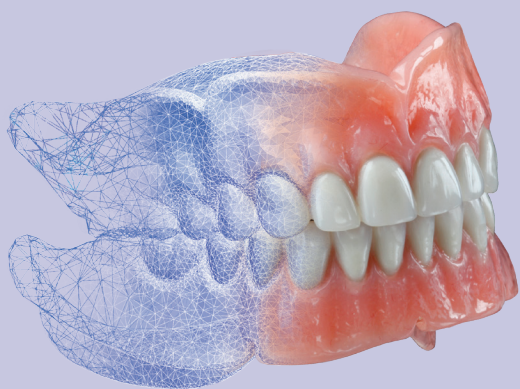
Have you ever imagined what life would be like without technology? You can check the weather forecast, your daily calendar, breaking news and the latest stock values, all from your smart phone. Technology has become so much a part of our day-to-day lives that we often lose track of the amazing things it allows us to do.

Technology has revolutionized dentistry, just as it has every other aspect of our daily lives.

Technology in dentistry is no different. We've come a long way from crafting false teeth out of wood or making toothpaste out of burnt or ground shells. At Prosthodontic Associates we have always been quick to adopt new tools and techniques in the field of dentistry and to equip our practice with state of the art technology. We believe that to be the best we must stay ahead of the curve. We never stop learning, and we never stop seeking new ways to take care of your smile. In this issue of Inside PA, we want to tell you a little about the incredible technology we use to create the smile you deserve.

In a technology driven world, how we live is changing rapidly from one year to the next. You might not know what to expect from your next computer, but you'll always know what to expect from PA. Your smile, made perfect.

SUMMER 2014 VOLUME 5 **ISSUE 2**



AVA DENT®
Digital Dentures
By Global Dental Science LLC

This Changes Dentures Forever.™



INSIDE PA is published four times a year by Prosthodontic Associates and is distributed in-house, by mail and electronically.

All contents and photography
© 2014 Prosthodontic Associates

Send subscription requests to:
newsletter@buildyoursmile.com.

416-322-6862
www.buildyoursmile.com



AvaDent Digital Dentures

The technology making all other dentures obsolete.


We all know the frustrations that come along with wearing dentures. The process of getting fitted for dentures is time consuming, requiring multiple appointments and hours in the dentist's chair. If your dentures don't have a perfect fit – as many dentures don't – they can be uncomfortable to wear. Worse, a poor fitting denture can cause bacteria buildup, resulting in sore spots and the dreaded 'denture breath'. All that has changed, thanks to the cutting edge new technology from AvaDent Digital Dentures.



The revolutionary AvaDent system has been featured on CNN, with their new technology hailed as a breakthrough in digital dentistry.

AvaDent Digital Dentures is truly breaking the mould when it comes to the fabrication and fit of dentures. First, in just two visits we take records of every facet of your teeth and mouth. AvaDent then processes these records, where they are scanned to create a digital copy of your mouth. AvaDent uses CAD/CAM manufacturing processes to produce the digital denture. Finally, using laser scanners and advanced five-axis milling stations in a state of the art facility in Scottsdale, Arizona, your new dentures are milled with a computer-designed precision fit.

Using AvaDent's digital denture technology your existing bite is replicated perfectly, creating a smile that is virtually you and a removable



denture that feels right, bite after bite. Lost or damaged denture? It won't require additional appointments to recreate your records. Your digital records are kept permanently so they can be quickly recalled at any time in case a new denture needs to be fabricated. AvaDent mills your dentures using patented bio-hygienic materials, for a significantly denser product resulting in a high resistance to bacteria.



PA is one of the few offices in North America and the only one in Ontario, to feature in-house AvaDent technology, marking an exciting opportunity for our patients who require dentures. The AvaDent system not only saves time and anxiety, but also provides an exceptional fit and a longer lasting denture that won't result in bad breath or painful infections. Most importantly, AvaDent creates the youthful, natural looking smile you deserve. To learn more about AvaDent digital dentures, talk to your trusted PA dental professional today.



Digital Dentistry at PA...

The Tools We Employ To Stay On The Cutting Edge Of Dental Technology

Prosthodontic Associates welcomed the digital revolution from our earliest days. In fact, PA was one of the first dental offices in our community to have a website and use e-mail! We understood then as we understand now that technology can transform a dental practice, helping us provide more convenient and less painful dental procedures for our patients. "I have incorporated digital concepts into my practice at Prosthodontic Associates for quite some time now, ranging from implant treatment planning, prosthesis impressions and fabrication, record keeping and now complete denture fabrication with AvaDent. Through experience, I have concluded that digital concepts are valuable...and they work," shares Dr. Izchak Barzilay.



Glen Gonzalez Uses E4D Scanner

For years we have done our administrative work with the aid of digital technology, fully embracing the paperless office concept. Although many medical professionals are reluctant to let go of paper records, at PA the advantages of electronic communication and record keeping have been numerous. PA has an electronic referral service and can also transfer electronically patient records and x-rays.

Technology also facilitates better communication with our patients. Staying in touch with you has always been a top priority for PA. Through the use of DemandForce, an application specifically

designed to allow us to seamlessly communicate with our patients, we can easily connect directly with you. And now through social media we are able to stay in touch through Facebook, LinkedIn, and Twitter. Talk about a 21st Century practice! Here are just a few of the other technologies we employ at PA. There may be some intimidating words like lasers and collimators, but you can rest assured that the technology used at PA is the safest and most effective in the industry, and it all contributes to making your time at PA as comfortable as possible.

There was a time when getting impressions of your teeth was a time consuming and uncomfortable procedure. With the advent of digital scan-



True Definition Scanner

ners we are able to significantly cut down on the time required in the dentist's chair. You might think of a laser scanner as a way of getting old photos onto your computer, but at PA

we use the iTero, True Definition and E4D Scanners to create incredibly exact impressions of your teeth. Replacing the messy 'paste and mould' method, scanners are able to quickly and accurately map out your mouth and instantly send the 3D impressions straight to our computers.

The use of lasers is one of the most transformative technologies in dentistry today. Lasers are used in both prosthodontic and periodontal treatments, as well as in dental hygiene visits for periodontal pocket reduction and cold sore treatment. Because they help to reduce bleeding, swelling and discomfort, lasers are also integral tools in many of the different surgical procedures offered at PA. In some cases lasers even allow the PA team to work without having to administer anesthesia. Our goal is always to provide a more laid back and relaxed experience for you, and lasers help us to achieve just that.

There are some technologies, like x-rays, that have stayed consistent over time. But even if we're using tried and true tools, we always have up-to-date equipment, promoting a safer environment



for everyone at PA. That's right, even x-rays have gone digital. Our digital x-ray system, ScanX, allows us to project up to 90% less radiation than a



ScanX

In turn, this tool ensures the images we take of your mouth are accurate, precise and clear.

traditional x-ray. This, in conjunction with the Tru-Align laser aligning collimator, drastically reduces the amount of radiation released. A laser aligning collimator – that's quite a mouthful! A collimator is simply a device that narrows the beam of x-rays.



Tru-Align

If you've ever suffered occlusion issues (a problem with your bite), then you might be familiar with Tekscan, a system for computerized occlusal analysis. Tekscan maps out your unique bite pattern, and is used to identify on screen the precise areas in need of adjustment. Tekscan, a handheld device, is able to analyze your bite so we can quickly determine premature points of contact and minimize destructive forces. Tekscan makes



Tekscan

it easy for patients to visualize their occlusion problems and to understand the need for treatment. After all, it is always better to see something with your own eyes rather than having it explained using a lot of complicated medical terms. On

top of all that, the precision of the Tekscan technology reduces the need for follow-up appointments – and that's better for everybody.

They say the first rule of real estate is 'location, location, location.' In fact, the same goes for dental implants. Simplant® is an implant placement planning software used at PA to give us exact information on the anatomy of your mouth. The planning software offered by Simplant® provides 3D views of your mouth, including the width and density of your jawbone and the exact location of neighboring tooth roots and nerves. With the precise information obtained by using Simplant® we are better able to determine the perfect location for your implants. This ensures the best results, and allows you to see exactly how your new teeth will look - before treatment has even begun!

Oral Cancer is an extremely serious disease that can sometimes be very difficult to detect. At PA we use the VELscope® Vx Enhanced Oral Assessment System, an oral cancer screening tool, to identify any abnormalities as early as possible. VELscope is a wireless, handheld scope that applies tissue fluorescence to your mouth, highlighting any concerns - often months or even years before they may become visible to the naked eye. As with all cancers, early detection is key to increasing the chances of successful treatment.




VELscope®

By employing the latest advances in digital dentistry, PA offers the most comprehensive care to our patients. From early detection of serious issues to reducing the amount of time required in the dentist's chair, PA uses the newest technology available to take the best care of our patients. Not only is your time at PA spent as comfortably as possible, you will always have peace of mind knowing that any dental issue you may encounter will be treated with the best technology in the hands of PA's experienced dental professionals.

PAAnnouncements!

Keep up on all the exciting news in the PA family...



Wedding bells are ringing! Congratulations to Janeen and Philip on their marriage, pictured here on a trip to Ireland. Congratulations are also due to Thomas and Jessica, his longtime girlfriend, pictured below in their engagement photo. Everybody at PA wishes all the best to both happy couples!



Dr. Effrat Habsha recently joined the Medcan Clinic as a prosthodontist providing on site consultations for Medcan clients. For over 25 years, Medcan has been the largest executive health-care clinic dedicated solely to preventive medicine and wellness in Canada. With more than 65 physicians and specialists, Medcan offers a variety of leading-edge screening and diagnostic tests on site through their Comprehensive Health Assessment as well as several unique risk assessment and prevention programs. Congratulations to Dr. Habsha on this exciting opportunity.



Dr. David Chvartszaid is now Director, Graduate Prosthodontics Program at the University of Toronto. Congratulations to Dr. Chvartszaid on this exciting new role!



Along with an American licence to practice prosthodontics, Dr. Bobby Baig acquired a Faculty Position as Clinical Professor at the University of Rochester. Congratulations!

PA Announcements!



PA is excited to announce that Dr. Izchak Barzilay is now a Chief Examiner in Prosthodontics for The Royal College of Dentists of Canada. Congratulations, Dr. B!



PA promotions! Cheryl has been promoted to Clinical Coordinator, overlooking the function of the Clinical Team. Caroline has been promoted to Administrative Division Manager, overlooking the administrative functions of PA, including marketing. Congratulations, Cheryl and Caroline, and thank you for your hard work and dedication!



Congratulations to Roya Assai, who was recently awarded the designation of Professor at George Brown College, and is a Clinical Instructor for the Restorative Dental Hygiene Program.



Welcome back to Elizabeth, pictured here with her daughter Hannah. Everybody at PA is excited to have Elizabeth back from maternity leave!



PA On Social Media! To keep up with the happenings at PA all through the year, be sure to like us on Facebook and follow us on Twitter.

Your chance to win a gift from PA!

Have a great idea for a featured article? We want to know what YOU would like to see in the next issue of Inside PA. If we publish your idea, you will win a prize! Ideas can be submitted by email to guess@buildyoursmile.com.



So Your Friends and Family Want to Visit PA...

Did you know that Prosthodontic Associates is an open practice? That means that you can refer your friends or family to PA, and they don't need a referral from their general dentist.



PAparazzi!



Clockwise from top: 1. On July 9 the PA team got together during a fun "Team Day" outing, where they played a friendly game of dodgeball at an indoor trampoline park. 2. Caroline and Mariela attend Fire Warden Training - helping to keep safe PA's patients and staff. 3. Dr. Barzilay presented all the ladies with lovely earrings - their very own PA bling! 4. Drs. Barzilay and Habsha helped administer the recent prosthodontic examinations for the Royal College of Dentists of Canada. 5. Dr. Barzilay and some of the PA team at a biannual dental meeting in Toronto.